

ADVANCE ADAPTERS INC.

P.O. Box 247, 4320 Aerotech Center Way

Paso Robles, CA 93447

Telephone: (800) 350-2223 Fax: (805) 238-4201

P/N: 713123

PAGE 1 OF 2

Page Rev. Date: 12-20-02

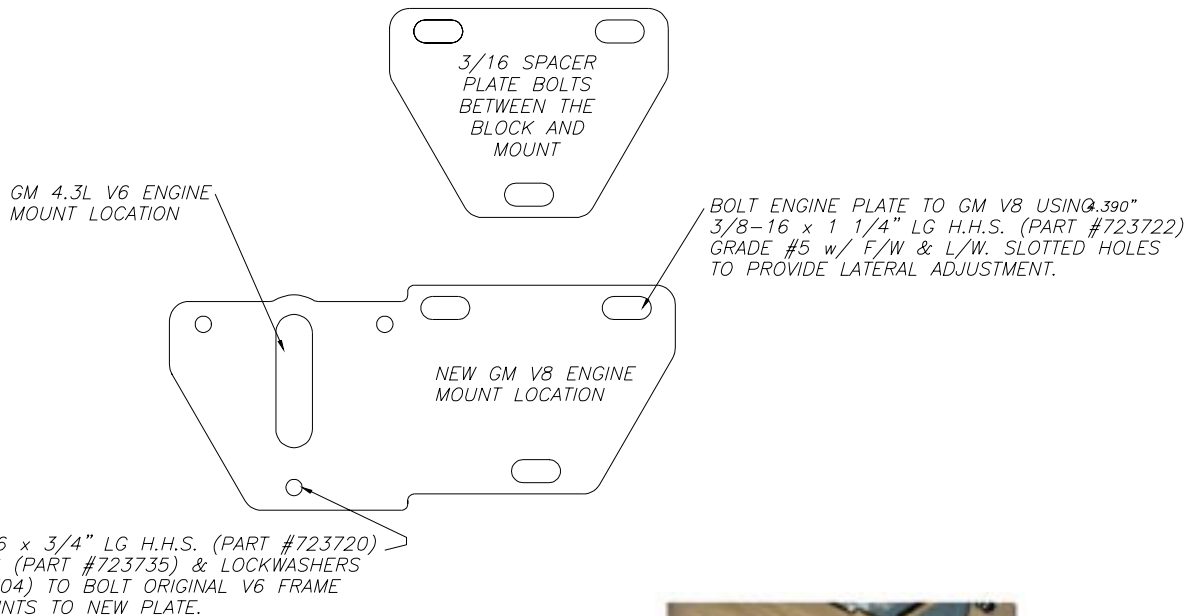
CHEVY V8 TO 4.3 V6 ADAPTER PLATE

KIT CONSISTS OF:

No.	Qty	Part No.	Description
1.	2	713123-BLK	ADAPTER PLATE
2.	2	713123S	MOTOR MOUNT SPACER
3.	12	723704	3/8" LOCK WASHERS
4.	6	723720	H.H.C.S. 3/8"-16 x 3/4" LG. (Grade 5)
5.	6	723722	H.H.C.S. 3/8"-16 x 1-1/4" LG. (Grade 5)
6.	12	723735	3/8" FLAT WASHERS
7.	1	GM001	GM INSTRUCTION MANUAL

INSTALLATION INSTRUCTIONS:

The GM V8 engine block and 4.3 V6 engine block are identical as to engine mounts, water pumps, and width. The only variation for the engine mount area is that the V8 engine mounts are located approximately 4-3/8" further forward than the V6 mount location. By using these adapter plates, you will be able to retain the original V6 rubber insulators and bolt the new Chevy V8 engine into location. The V8 hole locations will provide for minor adjustments. These mounts are primarily used on S10 engine conversions that are replacing the 4.3 V6 with the Chevy V8.



NOTE:

We have found some stock 4.3 mounts will need to be ground at the top of the mount for clearance on the Advance Adapters steel plate.



SPECIAL NOTE: The components packaged in this kit have been assembled and machined for specific type of conversions. Modifications to any of the components will void any possible warranty or return privileges. If you do not fully understand modifications or changes that will be required to complete your conversion, we strongly recommend that you contact our sales department for more information. This instruction sheet is only to be used for the assembly of Advance Adapter components. We recommend that a service manual pertaining to your vehicle be obtained for specific torque values, wiring diagrams and other related equipment. These manuals are normally available at automotive dealerships and parts stores.

ADVANCE ADAPTERS INC.

P.O. Box 247, 4320 Aerotech Center Way

Paso Robles, CA 93447



Telephone: (800) 350-2223 Fax: (805) 238-4201

P/N: 713123

PAGE 2 OF 2

Page Rev. Date: 09-25-96

CHEVY V8 TO 4.3 V6 ADAPTER PLATE



NOTE: If you are using a late model block that utilizes an engine block sensor, you will need to purchase a Brass Street Elbow, Dorman Part #490-117. This will allow you to retain your sensor in the original location in order for the block to operate correctly.

SPECIAL NOTE: The components packaged in this kit have been assembled and machined for specific type of conversions. Modifications to any of the components will void any possible warranty or return privileges. If you do not fully understand modifications or changes that will be required to complete your conversion, we strongly recommend that you contact our sales department for more information. This instruction sheet is only to be used for the assembly of Advance Adapter components. We recommend that a service manual pertaining to your vehicle be obtained for specific torque values, wiring diagrams and other related equipment. These manuals are normally available at automotive dealerships and parts stores.